

Texas Guardianship Manual, 4th Ed., Digital Download 2019

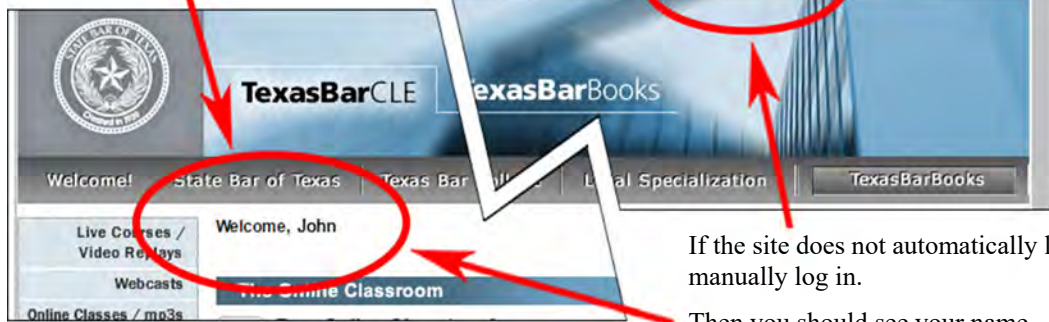
Follow these steps to install the *Texas Guardianship Manual* digital download:

1. Log in at texasbarcle.com
2. Go to www.texasbarcle.com/guardianship-2019
3. Install the version of the digital download you want

1

Log in at texasbarcle.com:

If the site automatically logs you in, your name should appear in the upper left-hand portion of the page.



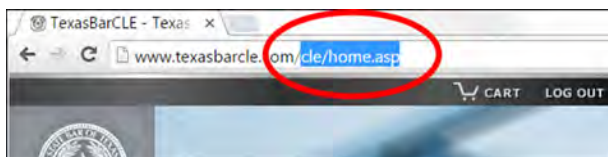
If the site does not automatically log you in, manually log in.

Then you should see your name.

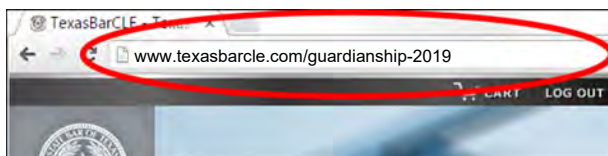
If you are not yet a registered user of the site, on the log-in page, use the “New User? Click here” link to complete the quick, free registration.

2

After logging in, in the browser’s address bar, select all text after “www.texasbarcle.com/.”




Modify the selected text to make the URL “www.texasbarcle.com/guardianship-2019” and press your keyboard’s “Enter” key.



The “http://” and “www” are optional for most browsers.

3

The initial download web page should look similar to the one below.



See texasbarbooks.net/download-tips for more download and installation tips.